

Layers of vegetation and showy bougainvilleas highlight a walkway that leads to the back of a home in Paradise Valley, Ariz. Just behind this area is an orchard with more than 30 varieties of citrus trees.



# Historic Gem

Thoughtful enhancements preserve the integrity  
of a cherished Arizona landscape

TEXT BY KIM HILL ■ PHOTOGRAPHY BY RICHARD MAACK

PHOENIX HOME & GARDEN ■ NOVEMBER 2007


THERE ARE SOME HOMEOWNERS who buy a property and promptly remove nearly every shrub and stone to make it uniquely their own. And then there are those who appreciate the landscape just as it is.

Drawn to the history of a 1960s adobe home in Paradise Valley, Ariz.—one that had belonged to a former Arizona governor—the current owners decided the only changes they would make were to add a fireplace and a few plants. “We have tried to continue and to enhance what was here when we arrived,” says the woman of the house, who shares the residence with her husband and two teenage daughters. “The landscape was very well-planted.”

Credit for the property’s beauty goes to landscape architect Chad Robert of Exteriors by Chad Robert Inc., and to the former homeowners, who drew inspiration from the Royal Palms Resort and Spa in Phoenix. In the entry courtyard, for example, a cantera fountain and antique cantera pavers set into the grass re-create a similar look found at Royal Palms.

At the home’s front entrance, Robert’s clients requested a steppingstone path across the grassy driveway. They also wanted cars to be able to enter through one gate and exit through another without having to back out into the street, notes Robert. “The use of antique cobblestones in the drive adds a rustic, country-road feel,” he explains.

At the back of the acre-plus property, Robert added more oleanders and citrus trees to block the neighboring lots. Winter brings a harvest of citrus, including tangelos, tangerines, limes, blood oranges, lemons, and grapefruit. The landscape architect’s decision to hang metal tags on each citrus tree identifying the






particular species delighted the owners. He also designed a wash that beautifies as well as shields the space. “The idea was to create the illusion that a stream ran here at one time,” says Robert. “We changed the shape of the site to make it more organic and natural. We made [the wash] a feature of the garden, rather than hedging it and cutting the property in half.”

More than 700 attendees enjoyed the verdant setting during *Phoenix Home & Garden’s* 2007 Grand Tour of Gardens. The homeowners originally thought they would leave for the duration of the tour. Instead, they decided to stay. “We had so much fun sitting out in the yard and talking to all the people who came through—the horticulturists, the landscape designers, and everyone,” the wife recalls.

The home’s history is a source of inspiration to the couple—after all, under past owners, their place played host to royalty and ambassadors. Notes the wife: “We wanted to be good caretakers of the property and to continue its sense of history.” □

**Above:** Water flows over a cantera capital carved with stylized acanthus leaves in a courtyard fountain. **Opposite top:** The jacaranda tree’s fernlike leaves and lavender flowers stand out against a blue sky. **Opposite bottom:** Landscape architect Chad Robert designed a wash behind the house that appears to have been created by nature. Mature trees provide filtered shade, and a carpet of green grass keeps the backyard cool.







Mature vegetation, including a sprawling palo verde tree, characterizes this verdant landscape. A grass-and-paved driveway behind the bricked entry extends from one side of the lot to the other.

We changed the shape of the site to make it more organic and natural”



**Above:** Patios are tucked into several spaces throughout the property, including this one to the left of the home's front door. Cobblestone flooring, banco seating and cushioned furniture suit the Territorial-style home. To draw the eye toward the mountains, green shrubbery was planted along a wall. **Right:** A twisted blue myrtle cactus is just one of several mature plant specimens on the grounds. **Opposite top:** Such stately plants as a senita cactus (foreground) and a Mexican organ pipe cactus growing beside a citrus hedge are interplanted with low-growing Angelito daisies. **Opposite bottom:** The pool's shape was kept intentionally simple to maintain the focus on the plantings, says the landscape designer. A pink-blooming Chilupa tree blossoms in the foreground.

See Sources.



